



KMCT AYURVEDA MEDICAL COLLEGE

Approved by NCISM and Affiliated to Kerala University of Health Sciences.

TO WHOM SO EVER IT MAY CONCERN

This is to certify that the information in the attached documents is verified by me and is true to the best of my knowledge.


Principal

PRINCIPAL
K.M.C.T. AYURVEDA
MEDICAL COLLEGE





KMCT
AYURVEDA MEDICAL COLLEGE


Approved by NCISM and Affiliated to Kerala University of Health Sciences.

4.2.2. Average number of patients per year treated as out patients and in patients in the teaching hospital for the last five years



[Handwritten signature]
PRINCIPAL
K.M.C.T. AYURVEDA
MEDICAL COLLEGE





Average number of patients per year treated as outpatients and inpatients in the teaching hospital for the last five years

year	Number of out patients treated	Student : patient ratio	Number of Inpatients treated	Student : patient ratio
2023-24	42973	1:245	627	1:3
2022-23	65455	1:550	875	1:7
2021-22	68600	1:431	1753	1:10
2020-21	36333	1:212	721	1:4
2019-20	27411	1:165	483	1:3



Lakshmi

PRINCIPAL
K.M.C.T. AYURVEDA
MEDICAL COLLEGE



KMCT AYURVEDA MEDICAL COLLEGE

Approved by NCISM and Affiliated to Kerala University of Health Sciences.

TOTAL NUMBER OF CASES 2023-2024 [OP & IP CASES]


SL No	Month	OP	IP	No.of working Days
1	June	3494	47	30
2	July	3599	59	31
3	August	3654	51	31
4	September	3537	46	30
5	October	3637	60	31
6	November	3512	45	30
7	December	3617	48	31
8	January	3683	66	31
9	February	3430	41	29
10	March	3623	46	31
11	April	3512	51	30
12	May	3675	67	31
	Total	42973	627	



Ambar

PRINCIPAL
K.M.C.T. AYURVEDA
MEDICAL COLLEGE





KMCT AYURVEDA MEDICAL COLLEGE

Approved by NCISM and Affiliated to Kerala University of Health Sciences.

TOTAL NUMBER OF CASES 2022-2023


[OP & IP CASES]

SL No	Month	OP	IP	No.of working Days
1	June	5813	61	30
2	July	5979	107	31
3	August	6031	89	31
4	September	5713	86	30
5	October	5963	89	31
6	November	5811	71	30
7	December	5995	73	31
8	January	5936	72	31
9	February	5391	59	29
10	March	5715	62	31
11	April	3396	61	30
12	May	3712	45	31
	Total	65995	875	



Shobha
PRINCIPAL
K.M.C.T. AYURVEDA
MEDICAL COLLEGE





KMCT AYURVEDA MEDICAL COLLEGE

Approved by NCISM and Affiliated to Kerala University of Health Sciences.


TOTAL NUMBER OF CASES 2021-2022 [OP & IP CASES]

SL No	Month	OP	IP	No.of working Days
1	June	4694	154	30
2	July	5969	296	31
3	August	5854	404	31
4	September	5815	290	30
5	October	5963	201	31
6	November	5840	58	30
7	December	6043	55	31
8	January	5913	54	31
9	February	5426	50	29
10	March	5650	67	31
11	April	5538	60	30
12	May	5895	64	31
	Total	68600	1753	



Arndha
PRINCIPAL
K.M.C.T. AYURVEDA
MEDICAL COLLEGE





KMCT AYURVEDA MEDICAL COLLEGE

Approved by NCISM and Affiliated to Kerala University of Health Sciences.


TOTAL NUMBER OF CASES 2020-2021 [OP & IP CASES]

SL No	Month	OP	IP	No. of working Days
1	June	1849	20	30
2	July	2004	31	31
3	August	1581	16	31
4	September	1986	42	30
5	October	3678	44	31
6	November	3607	35	30
7	December	3761	50	31
8	January	3746	50	31
9	February	3365	44	29
10	March	3753	39	31
11	April	3476	23	30
12	May	3527	327	31
	Total	36333	721	



Arobm
PRINCIPAL
K.M.C.T. AYURVEDA
MEDICAL COLLEGE





KMCT AYURVEDA MEDICAL COLLEGE

Approved by NCISM and Affiliated to Kerala University of Health Sciences.

TOTAL NUMBER OF CASES 2019-2020 [OP & IP CASES]

SL No	Month	OP	IP	No.of working Days
1	June	782	34	30
2	July	1657	57	31
3	August	923	45	31
4	September	1602	39	30
5	October	3606	42	31
6	November	3730	33	30
7	December	3933	58	31
8	January	3798	83	31
9	February	3547	61	29
10	March	2252	31	31
11	April	449	0	30
12	May	1132	0	31
	Total	27411	483	



Uroojan
PRINCIPAL
K.M.C.T. AYURVEDA
MEDICAL COLLEGE

